




RIGHTS CATALOGUE Fall 2022



Dive Into the Colourful World of Bakabu with the Kamishibai Narrative Theatre



Earworm Babaku and his friends find Martina the Goose, who has crashed and cannot fly. They help her get to the star-lantern celebration in time to participate. On the way to the party, they share a coat and they craft lanterns together. A fun story about friendship and helpfulness, perfect for speech promotion and cooperation projects in kindergarten and day care.

- sharing one coat with everyone and hand-crafting lanterns:
- sharing impulses for kindergarten
- 13 Kamishibai picture cards with complete script
- perfect for speech promotion in kindergarten and day care

Bakabu and the Star-Lantern Celebration

by Ferdinand Auhser
illustrated by Daniela Huber, Agnes Mayer and Manuela Wildauer

from the series „Bilderbuchgeschichten für unser Erzähltheater“

13 picture cards, DIN A3; includes script and mp3 download


€ (D) 18,00

EAN 426069492 078 7



For 3 to 6 years

Play and Discover: Bringing Christian Children's Stories to Life



- **complete set: figures, scenery, instruction booklet, script and interactive ideas**
- **explaining Saint Martin: learn about the origins of the Christian lantern processions**
- **for children at kindergarten, primary school, special-needs schools and day care**

Saint Martin

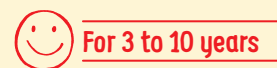
cut-out figures for playing and narrating
illustrated by Petra Lefin

from the series „Spielfiguren für die Erzählschiene: Bibel, Heilige und Vorbilder“

cut-out figures and scenery; includes 8-page instruction and text booklet, DIN A4

€ (D) 15,00
EAN 426069492 063 3

Why do light and lantern parades take place every year on the 11th of November? And what do Saint Martin and a beggar have to do with them? Explain and celebrate the Feast of Saint Martin, the story of a Roman soldier who shared his cloak with a beggar, with this complete narrative track set of text templates, figures and ideas for reflection. Ideal for use at daycare, in communities and for religious instruction.



Fairy Tales for Toddlers: The Christmas Season with the Kamishibai



The classic Christmas tale with a simplified plot and clear illustrations. The Christmas tree is being bullied by the other trees, but an angel whispers something to it that makes it amaze everybody on Christmas eve. Six picture cards, a shortened script and interactive ideas for use at day care, or in the area of the DaZ (German as second language)

- 7 picture cards, vivid illustrations with shortened and simplified text
- comes with advice on how to engage children's interest
- Kamishibai for day care and for children from one year

The Christmas Tree

fairy tales for children from 1-3

by Luise Büchner

illustrated by Antje Bohnstedt

from the series „Märchen für das Erzähltheater mit Kindern unter drei Jahren“

7 picture cards, DIN A3; includes script

€ (D) 12,00

EAN 426069492 056 5



For 1 to 3 years

Dreaming of Christmas Eve on a Fantasy Journey with Children



- for stress relief and as an opportunity for movement at day care and primary school
- exercises for more mindfulness and relaxation techniques for children
- appropriate at any time: no previous knowledge or material needed

Mindfulness During the Christmas Season

fantasy journeys, massage stories and mindfulness exercises

by Tanja Draxler
illustrated by Anne Marie Braune

from the series „Körperarbeit und innere Balance. 30 Ideen auf Bildkarten“

€ (D) 19,00
EAN 426069492 068 8

Listening to silence, breathing away the tension and coming to rest: this mindfulness-training encourages concentration and gets children calmly through Advent. By strengthening their inner balance with fantasy journeys, self-massage and silence exercises, contemplative stress relief is enabled. Perfect as an Advent ritual at day care, primary school and after school.



A Special Shadow Theater for Christmastime



The shadow theatre creates a stage for the Christmas story from the Bible, which will amaze children at kindergarten and primary school! The set contains play-ready figures and scenery, a text booklet with directions, exploratory questions about the story and a download code for replacement figures to be cut out.

- ready for the performance: play-ready figures and scenery
- Bible stories for children: the search for shelter colourfully-illustrated
- includes script for educators and teachers

The Christmas Story

The Christmas Story for our shadow theatre. Figures ready for playing and narration

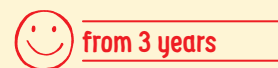
by Angelika Albrecht-Schaffer
illustrated by Margret Russer

from the series „Geschichten und Figuren für unser Schattentheater“

precise, laser-cut figures and scenery; 8-page instruction and script booklet, DIN A4; includes download code for replacement figures

€ (D) 14,00

EAN 426069492 004 6



The Magic of Snow and Ice: The Kamishibai for Winter



- opens a variety of project ideas for the cold season
- with 12 detailed Kamishibai picture cards in DIN A3 format; includes script
- simply explained: from why snow squeaks under shoes to the best kinds of snow for little builders

Why Does Snow Sparkle?

All about sticky snow, powder snow and ice crystals
by Lydia Hauenschild
illustrated by Nadine Bougie

from the series „Sachgeschichten für unser Erzähltheater“

12 picture cards, DIN A3; includes script

€ (D) 18,00


EAN 426069492 054 1

Why does the snow crunch under my shoes? How do I form a perfect snowball? Ice and snow are part of the small miracles of nature that make children marvel again and again. The 12 beautifully-illustrated picture cards give answers to difficult questions and are perfect starting material for continuing projects for the cold seasons.



For 4 to 8 years

Conveying Everyday Knowledge to Children with the Story Theater



- children will recognise themselves in the vivid illustrations by Antje Bohnstedt
- from sleigh-riding to snowball fights: winter stories from children's everyday lives
- picture card set with script and facts on the subject of winter

Enjoying Winter with Emma and Paul

by Monika Lehner
illustrated by Antje Bohnstedt

from the series „Emma-und-Paul-Geschichten für unser Erzähltheater“

12 picture cards, DIN A3; incl. script

€ (D) 18,00

EAN 426069492 055 8



Building a snowman together, sleigh-riding and afterwards drinking warm tea and eating cookies: this is what a beautiful winter day at day care looks like! Even the youngest will recognise themselves in these everyday stories. They encourage day care children to share their own experiences, strengthen speech acquisition and playfully convey factual knowledge.



For 1 to 5 years

Listen and Watch: Playfully Expand Vocabulary



Looking, thinking, assigning: during which time of the year does one wear a swimsuit? And what all fits with pumpkins, squirrels and chestnuts? This fun mind game revolves around correctly assigning seven traditions, clothing, plants or animals to the four seasons. A diverse educational game with 32 picture cards, including game ideas and method tips.

- **educational game: learn about seasons and traditions, sharpen visual perception**
- **always ready: game instructions and method tips**
- **32 picture cards, printed on both sides, vividly illustrated by Antje Bohnstedt**

What Belongs in Which Season?

Mind and Placement Games for Children
from 3 to 5 – Spring, Summer, Autumn and Winter

by Angela Gully
illustrated by Antje Bohnstedt

from the series „Denk- und Legespiele für Kinder“


32 cards, 9 x 13 cm; includes accompanying booklet

€ (D) 14,00

EAN 426069492 059 6



Team Games and Challenges



Group sessions, holiday camp, youth work: these 50 group games for teenagers provide variety everywhere! Includes game classics and new ideas – how about a selfie-challenge? Every game is easy to set up and use, leaving more time for fun!

The 50 Best Group Games for Teenagers

by Daniel Seiler

from the series „Don Bosco MiniSpielothek“

book, 80 pages

€ (D) 7,50

ISBN 978-3-7698-2545-9



- **weather-independent: group games for outside and inside**
- **let off steam with action games: for more movement in teenagers' daily life**
- **brain teasers: tricky speech and debate games**

Fit for School



Soon I'll be a student! But what awaits me? Whether exploring the way to school or wondering about daily life in the classroom - starting school raises a lot of questions. Creative and diverse games for the last year of kindergarten carefully prepare prospective primary school students for the "reality of school life" and help strengthen their self-confidence!

The 50 Best Games for School and Transitioning

by Andrea Erkert

from the series „Don Bosco MiniSpielothek“

book, 80 pages

€ (D) 7,50

ISBN 978-3-7698-2546-6



- **talking about school at kindergarten: 50 field-tested group and educational games**
- **5 topics – all games require minimal preparation and material**
- **school preparation at day care: overcoming fears and making learning a fun experience**

More Than Just Reading Aloud and Narrating: Conveying Factual Knowledge with the Kamishibai



- convey knowledge and encourage speech with impulse questions and conversation- starters
- supplements children's nature projects or during a project week in the forest
- 10 DIN A3 photo cards; includes a script and 1 sheet of memory cards

Owl, Fox and Deer. Animals in the Forest

by Monika Lehner

from the series „Wissen für Kita-Kinder. Fotobildkarten für unser Erzähltheater Kamishibai“

11 picture cards, DIN A3; includes text booklet and 30 cut-out memory play cards

€ (D) 18,00

EAN 426069492 048 0

Who's rustling through the undergrowth? When do owls sleep? With the help of these photo cards, children learn about native forest dwellers' characteristics, diet etc. Questions like: "What does a badger's underground den look like?" are answered here. Comes with text booklet, impulse questions and a memory game, ideal for playful conveyance of knowledge at day care!



From 3 years and up

Day Care Safety Plan: Recognising and Preventing Violence against Children



- legal fundamentals and guidance for creating a day care safety plan
- 35 A6 picture cards: case examples, questions for reflection and stimulus cards for team work
- further training for caregivers for all levels of day care

Child Safety: Step-by-Step to a Day Care Safety Plan

Basic knowledge, case examples, questions for reflection and check lists

by Jörg Maywald
illustrated by Manuela Olten

from the series „Don Bosco Medienpakete für das Kindeswohl“

35 picture cards, DIN A6; 96-page book, DIN A5

€ (D) 25,00

ISBN 978-3-7698-2543-5

How can pedagogues recognise when a child has been abused? When does the endangering of children's well-being by professionals, parents or legal guardians begin? And how does one lead a conflict discussion about dangerous behavior? With this material packet, caregivers learn everything that they need to know about preventing violence and safety plans, as well as how they, as a team, can provide a safe day care environment.

Recognising Crises and Emergencies and Strengthening Children's Resources



- 55 handy photo cards: quickly find the relevant information
- Be a helper, not a rescuer! how to support without taking over
- hero and heroine stories; personal treasure chests: techniques that help

Helping Children in Crisis

55 photo cards encourage a more aware pedagogy in day cares and schools

by Sybille Schmitz


from the series „Mein Beruf - meine Kita. Don Bosco Bildkarten für Ausbildung, Teamentwicklung & Qualitätsmanagement“

55 cards, DIN A5; includes method tips and download for additional materials

€ (D) 22,00

EAN 426069492 039 8

Whether crises are the result of developmental issues or external circumstances – each child is confronted sooner or later by a difficult situation. In these cases, it is important for teachers and caregivers to have the right tools at hand, to accompany the child through a crisis. The picture card set offers thematically-ordered ideas for helping parents and children find the best strategies – always with the motto: Be a helper, not a rescuer!

 **For 3 to 10 years**



Auslöser für Krisen bei Kindern



Auslöser innerhalb der Familie

Die Familie ist der Ort, an dem die meisten Kinder Geborgenheit, Sicherheit, Zuwendung, Unterstützung, Wertschätzung und Zugehörigkeit erfahren. Leider sind nicht alle Eltern in der Lage, auf die Bedürfnisse ihrer Kinder im erforderlichen Maß einzugehen. Außerdem kann es auch in Familien zu unerwarteten, plötzlichen Veränderungen, Konflikten, Belastungen und Überforderungen kommen. Diese wirken sich unmittelbar auf die Kinder aus, denn die Kinder sind mit ihren Geschwistern, ihren Eltern und ihren Großeltern zutiefst seelisch verbunden und auch in sozialer und materieller Hinsicht komplett abhängig vom sozioökonomischen Status ihrer Familien.

Beispiele für Auslöser und krisenverstärkende Faktoren in Familien

- Geburt eines Geschwisterkindes, „Entthronung“ des erstgeborenen Kindes
- Trennung oder Scheidung der Eltern
- Häufige Konflikte der Eltern in Anwesenheit der Kinder
- Ständig wiederkehrende Konflikte mit Geschwisterkindern
- Chronische Erkrankungen oder Behinderungen einzelner Familienmitglieder
- Emotionale Krisen der Eltern, emotionale Überlastungssituation oder chronischer Stress in der Familie
- Ungünstige Alltagsbewältigung (z. B. mangelndes Zeitmanagement der Eltern, Überarbeitung ...)
- Suchterkrankung der Eltern
- (Häufige) Umzüge an einen anderen Wohnort oder in ein anderes Land
- Unsicherer Arbeitsplatz der Eltern, drohende Armut, Leben an der Armutsgrenze
- Vernachlässigender, überfordernder oder wenig einfühlsamer Erziehungsstil der Eltern
- Körperliche und seelische Misshandlung

Mastering Daily Day Care Life



Daily life at day care can often be hectic – and pedagogical professionals often don't have much time to remember their own needs. These 30 idea cards for more calmness and awareness provide tips for managing stress which can be applied even on the most hectic days. The exercises and suggestions can be used alone, in a team or in pedagogical work with children – eliminating overload and burnout!

30 Self-Coaching Cards: Develop Potential, Gain Clarity, Increase Vitality

by Cornelia Korreng


from the series „Mein Beruf - meine Kita. Don Bosco Bildkarten für Ausbildung, Teamentwicklung & Qualitätsmanagement“

32 cards, DIN A5; includes method tips

€ (D) 22,00

EAN 426069492 041 1

- set priorities, share responsibilities – for successful resource management!
- 30 idea cards for personal use or to motivate the day care team
- tips against stress – for a healthy life-work balance



“Not perfect – but unique!” and “Whoever says yes, can also say no”. With these and many more ideas, in only ten minutes, pedagogical professionals can renew their energy for their hectic daily work. This lovingly-designed journal has not only many examples of practice, which can be complemented by the self-coaching cards, it has lots of space for your own notes.

My Self-Coaching Journal: Ideas for More Inner Clarity, Contentment, Vitality

by Cornelia Korreng

from the series „Mein Beruf - meine Kita. Don Bosco Bildkarten für Ausbildung, Teamentwicklung & Qualitätsmanagement“

hardcover book, 132 pages, colourfully-illustrated, to write in and design creatively

€ (D) 18,00

ISBN 978-3-7698-2549-7

- quick and effective: practice self-care in just ten minutes by writing in your journal
- ideas for increasing awareness are combined with space for your own thoughts
- can be enhanced by the Don Bosco Self-coaching Cards

From Professionalism to Quality Management



- 45 cards depict professional roles, profiles, team work, development and tasks
- accompanying booklet details designing future day cares and how to use the card set
- appropriate for use in further training of day care staff or for individual use

Being a Nursery School Teacher

45 method cards about professionalism, a task profile and future opportunities
by Ursula Günster-Schöning

from the series „Mein Beruf - meine Kita. Don Bosco Bildkarten für Ausbildung, Teamentwicklung & Qualitätsmanagement“

45 cards, DIN A5; includes method tips and additional material to download

€ (D) 22,00
EAN 426069492 038 1

Day care is a lively system - and the job description is changing. It's moving away from just basic supervision to conscious developmental guidance, with new tasks. This card set presents the resulting challenges, together with concrete approaches which will make pedagogical work fitter for the future.

Die Kita – ein lebendiges System

1 Was ist ein System?

Der Begriff „System“ wird in zahlreichen Zusammenhängen verwendet. Es gibt kaum etwas, was nicht als System betrachtet werden könnte. Nicht nur Angelegenheiten, die das Wort „System“ schon im Namen tragen (z.B. Wirtschaftssystem, Schulsystem, Verkehrssystem) gelten als Systeme, sondern auch andere Sachverhalte und Beziehungsverhältnisse, wie etwa Kultur, Bildung, Sprache, Unternehmen, Familien oder eben auch die Kita.

Systeme werden durch die Definitionsmacht von Menschen konstruiert, die Bestandteile des Systems voneinander unterscheiden, sie beschreiben und zueinander in Beziehung setzen. Durch diese subjektiven Systemauslegungen entscheiden die Menschen, was zum jeweiligen System gehört und was nicht. So kann beispielsweise eine Kita, die als Familienzentrum agiert, die fünf Nachbar-Kitas zu ihrem Kitasystem zählen, während bei einer anderen Kita das Stadteißbüro, das kommunale Integrationszentrum, die Kleiderkammer und auch die Tafel zum Kita-System dazugehört, weil sich die Einrichtung in einem sozialen Brennpunkt befindet.

Übung: Erstellen Sie ein Bild von Ihrem Kita-System.
Wie würden Sie Ihr Kita-System beschreiben? Wer und was gehört dazu? Wo liegen die Systemgrenzen? Und wo wollen Sie sich ggf. bewusst als Kita gegenüber anderen Einrichtungen abgrenzen?

Communicating with Pictures: Conveying Barrier-Free Content with Sketchnote



- visualising made easy – for teachers and caregivers in pre-school and all levels of day care
- Sketchnotes explained simply: 44 picture cards with how-to-draw instructions
- for team discussions, protocol and mind-mapping: a visual aid which provides an “Aha!” effect

Sketchnotes at Day Care

Visualise information vividly.

by Judith Metz

from the series „Mein Beruf - meine Kita. Don Bosco Bildkarten für Ausbildung, Teamentwicklung & Qualitätsmanagement“

44 cards, DIN A5; includes method tips and download code for additional materials

€ (D) 22,00

EAN 426069492 040 4

Simple drawings, big effect! Perfect visualisation for Parents' Evening, portfolio or team discussions. With basic forms, banners and matchstick people, connections can easily be made visible and easier to understand for both adults and children. Step-by-step, the picture cards show how to draw Sketchnotes. Many templates are provided, which can easily be integrated into everyday life at day care.

Anwendung in der Kita

Fallbesprechungen, kollegiale Beratung

Mit Fallbesprechungen können Fachkräfte die Situation eines Kindes mit dem Ziel einer Verbesserung seiner Lebenssituation diskutieren und Lösungen für pädagogische Probleme vereinbaren. Sie dienen der Entwicklung abgestimmter Verhaltens- und Vorgehensweisen. Fallkonstellationen haben eine hohe Komplexität. Mit Hilfe von Sketchnotes kannst du eine Fallbesprechung besser strukturieren und durch die doppelte Codierung sind alle Beteiligten „bei der Sache“ und wenig abgelenkt.

- Zeichne eine Figur ins obere Drittel eines Filchartpapiers. Du kannst auch ein Foto des Kindes nehmen. Schreibe den Namen und das genaue Alter (x Jahre und x Monate) des Kindes direkt unter die Zeichnung bzw. das Foto.
- Der „Falleinbringer“ (Fachkraft oder Lehrer) beschreibt die Situation und formuliert am Ende der Beschreibung eine konkrete Frage. Du schreibst in kurzen Sätzen die wesentlichen Inhalte in Tabellenform unter den Namen des Kindes.
- Jetzt schreibst du die konkrete Frage unter die Aussagen.
- Alle Beteiligten haben im nächsten Schritt die Möglichkeit, Verständnisfragen zu stellen. Noch keine Interpretation zulassen!
- Dann folgt die Methode des Perspektivenwechsels. Alle überlegen und benennen die Situation aus der Perspektive des Kindes. Wie fühlt sich die Situation für das Kind an? Was wünscht es sich? Du schreibst wieder in kurzen Sätzen mit und zwar in Containern (Gedankenbläschen) um das Kind herum.
- Schließlich folgen die Lösungsvorschläge, die du unter die konkrete Frage schreibst, am besten in Containern. Was ist der erste konkrete Schritt? Schreibe diesen auch hin.
- Es folgt eine Abschlussrunde, in der du darauf achtest, dass die Diskussion nicht wieder entfacht wird.
- Das Filchartpapier wird schließlich ab fotografiert und in der Kinderakte abgehftet.

Judith Metz: Zeichnungen in der Kita © 2022 Don Bosco Medien GmbH München

Relax with Shavasana: Reduce Stress with Yoga



- each dream journey has a suitable asana and affirmations for children
- appropriate for use in kindergarten, primary school or children’s gymnastics
- an important contribution to developing positive strength and self-confidence

Yoga Stories for Children for relaxation time

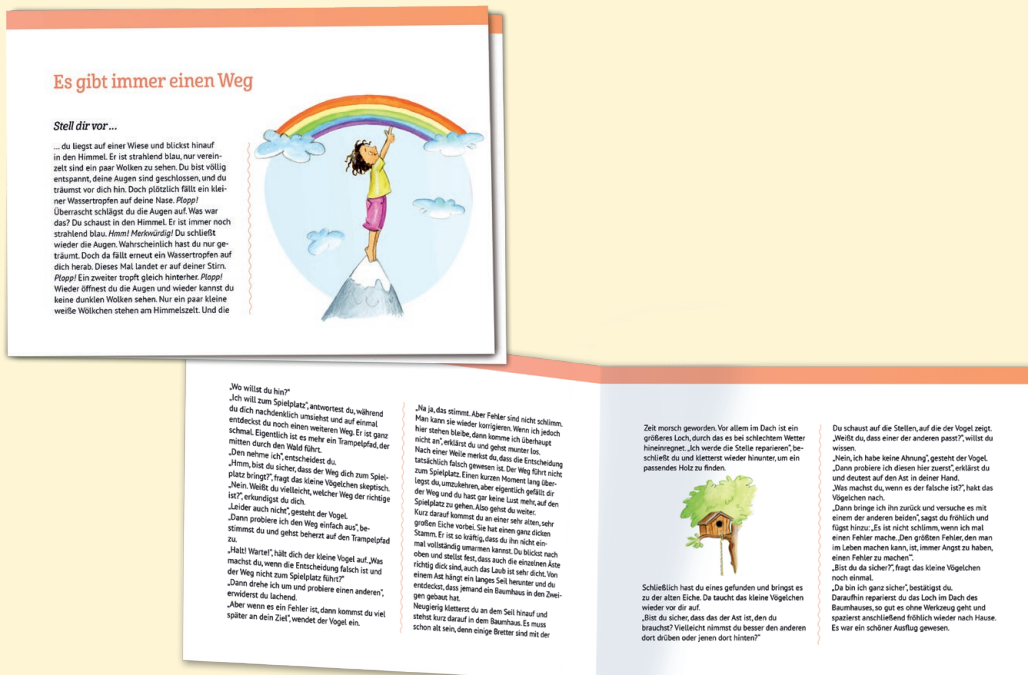
by Elke Gulden and Bettina Scheer
illustrated by Gabriele Pohl

from the series „Körperarbeit und innere Balance. 30 Ideen auf Bildkarten“

15 folded cards, DIN A5; includes method tips

€ (D) 19,00
EAN 426069492 069 5

Thirteen relaxation stories which help children of kindergarten and primary school age to completely relax at the end of a yoga hour. The closing meditation is an important part of the process, which succeeds even better when children are inspired to take a phantasy journey! While the children dream their way into new worlds, they notice how their bodies and souls become deeply relaxed. A colourfully-illustrated set of folded cards, with stories, asanas and affirmations.



Es gibt immer einen Weg

Stell dir vor...

...du liegst auf einer Wiese und blickst hinauf in den Himmel. Er ist strahlend blau, nur weinst du ein paar Wolken zu sehen. Du bist völlig entspannt, deine Augen sind geschlossen, und du träumst vor dich hin. Doch plötzlich fällt ein kleiner Wassertropfen auf deine Nase. **Plopp!** Überrascht schlägst du die Augen auf. Was war das? Du schaust in den Himmel. Er ist immer noch strahlend blau. **Herrn Meerkönig!** Du schließt wieder die Augen. Wahrscheinlich hast du nur geträumt. Doch da fällt erneut ein Wassertropfen auf dich herab. Dieses Mal landet er auf deiner Stirn. **Plopp!** Ein zweiter tropft gleich hinterher. **Plopp!** Wieder öffnest du die Augen und wieder kannst du keine dunklen Wolken sehen. Nur ein paar kleine weiße Wölkchen stehen am Himmelzelt. Und die



„Wo willst du hin?“
„Ich will zum Spielplatz“, antwortest du, während du dich machelos umsiehst und auf einmal schmilzt. Eigentlich ist es mehr ein Trampelpfad, der „Den nehme ich“, entscheidest du.
„Nein, bist du sicher, dass der Weg dich zum Spielplatz bringt?“ fragt das kleine Vögelchen skeptisch. „Nein, Weißt du vielleicht, welchen Weg der richtige ist?“, erkundigst du dich.
„Lieber auch nicht“, gesteht der Vogel.
„Dann probiere ich den Weg einfach auf“, bestimmst du und gehst beherrscht auf den Trampelpfad zu.
„Halt! Wart!“ hält dich der kleine Vogel auf. „Was der Weg nicht zum Spielplatz führt?“
„Dann drehe ich um und probiere einen anderen“, erwidert du lachend.
„Aber wenn es ein Fehler ist, dann kommst du viel später an dein Ziel“, warnt der Vogel ein.

„Ne ja, das stimmt. Aber Fehler sind nicht schlimm. Man kann sie wieder korrigieren. Wenn ich jedoch nicht an „erkundigst du und gehst munter los.“
Nach einer Weile merkst du, dass die Entscheidung zum Spielplatz, einen kurzen Moment lang über den Weg und du hast gar keine Lust mehr, auf den kurz darauf kommst du an einer sehr alten, sehr großen Eiche vorbei. Sie hat einen ganz dicken Stamm. Er ist so kräftig, dass du ihn nicht einmal vollständig umarmen kannst. Du blickst nach oben und merkst fest, dass auch die einzelnen Äste einen Art Knägel ein langes Seil herunter sind und entdecken, dass jemand ein Baumhaus in den Zweigen gebaut hat.
Nagelins Kletterst du an dem Seil hinauf und starrst kurz darauf in dem Baumhaus. Es muss schon alt sein, denn einige Bester sind mit der

Zeit mensch geworden. Vor allem im Dach ist ein größeres Loch, durch das es bei schlechtem Wetter hineinregnet. „Ich werde die Stelle reparieren“, beschränkt du und kletterst wieder hinunter, um ein passendes Holz zu finden.



Schließlich hast du eines gefunden und bringst es zu der alten Eiche. Du tauchst das kleine Vögelchen wieder vor dir auf.
„Bist du sicher, dass das der Art ist, den du brauchst? Vielleicht nimmst du besser den anderen dort drüben oder jenen dort hinten?“

Du schaust auf die Stellen, auf die der Vogel zeigt. „Weißt du, dass einer der anderen passt?“, willst du wissen.
„Nein, ich habe keine Ahnung“, gesteht der Vogel.
„Dann probiere ich diesen hier zuerst“, erklärst du und deinst auf den Ast in deiner Hand.
„Was machst du, wenn es der falsche ist?“, hakt das Vögelchen nach.
„Dann bringe ich ihn zurück und versuche es mit einem der anderen beiden“, sagst du fröhlich und fügt hinzu: „Es ist nicht schlimm, wenn ich mal einen Fehler mache. Den größten Fehler, den man im Leben machen kann, ist immer Angst zu haben, einen Fehler zu machen.“
„Bist du da sicher?“, fragt das kleine Vögelchen noch einmal.
„Da bin ich ganz sicher“, bestätigst du.
Daraufhin reparierst du das Loch im Dach des Baumhauses, so gut es ohne Werkzeug geht und spaziert anschließend fröhlich wieder nach Hause. Es war ein schöner Ausflug gewesen.

For School, Day Care and at Home: Easy-To-Use Relaxation Techniques



Easing tension and gathering new energy succeeds with a short dream journey, which makes stress simply fall away. The relaxation stories on the practical picture cards don't require any preparation. They can be used in the classroom just as well as at home or during children's gymnastics. From deep-sea diving to flower magic – every child will find a favourite story here!

- **better body awareness and concentration: short meditations for children**
- **can be used without preparation, even seated at desks in the classroom**
- **get immediate help when stressed; after only 5 minutes return to everyday life with positive feelings**

30 Fantasy Journeys for Primary School Children

by Anne-Katrin Müller
illustrated by Petra Lefin

from the series „Körperarbeit und innere Balance.
30 Ideen auf Bildkarten“

32 cards, DIN A5; includes method tips

€ (D) 19,00

EAN 426069492 046 6



Kiki Shows Us How to Find Inner Balance and Reduce Stress



Kiki, the little monkey, loves to romp through the jungle – but this unfortunately always ends up in misfortune. Luckily, wise old Noko is always there to help him calm down and search for solutions in a relaxed way. The basic kinesiological movements, embedded in a jungle adventure – 30 stories to join in for children in kindergarten, primary school or day care.

- dissolve blockades, find balance: for a relaxed day at kindergarten and primary school
- from simple to complex: all the basic kinesiology movements presented in a jungle adventure
- do them one after the other or mix them up – diverse combinations are possible!

30 Kinesiology Stories to Join In, Dissolve Blockades and Find Balance

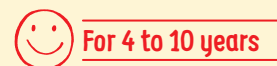
by Nina Hock
illustrated by Anna Spies

from the series „Körperarbeit und innere Balance. 30 Ideen auf Bildkarten“

32 cards, DIN A5; includes method tips

€ (D) 19,00

EAN 426069492 045 9



One Singing Bowl – Many Possibilities Let's discover the world of sound!



- ready at hand: 30 games and 6 key issues on DIN A 5 cards
- singing bowl massages and relaxation stories that soothe
- use at any time – a pedagogical offer for primary school and day care

30 Singing Bowl Games for Relaxation and Body Awareness

by Nadine Mescher
illustrated by Nadine Bougie

from the series „Körperarbeit und innere Balance. 30 Ideen auf Bildkarten“

32 cards, DIN A5; includes method tips

€ (D) 19,00

EAN 426069492 047 3

From a greeting ritual in the morning circle, to awareness practice during lessons – it's time to open your ears and ease your body into warmth and relaxation! The relaxation stories and movement games depicted on the practical picture cards can be used in many ways in music sessions at day care or for short rituals during children's gymnastics. A perfect way to reduce stress and strengthen children in an overly-structured day!



Die fliegende Klangschale

So wird's gespielt:
Die Kinder verteilen sich im Raum und setzen sich auf den Boden. Eines der Kinder schließt die Augen. Die Spielleitung reicht lautes Klangschale und Schlägel an eines der anderen Kinder, das die Schale entweder möglichst lautlos weiterreicht oder selbst spielt. So „fliegt“ die Klangschale umher. Wer die Schale anschlägt, bringt den Flug zum Stillstand.
Das Kind mit den geschlossenen Augen lauscht nun und nimmt wahr, aus welcher Richtung der Klang kam, von wo aus der geheimnisvolle Klangschalenspieler die Klangschale angeschlagen hat. Nach einigen Sekunden verstummt die Klangschale durch Handauflegen und geht zurück an die Spielleitung. Mit folgender Frage öffnet das Kind die Augen, schaut in die Richtung, aus der der Klang kam, und versucht zu erraten, wer der geheimnisvolle Klangschalenspieler war.
*Klangschale flieg im Raum umher.
Wer hat dich gespielt? Sag, wer?*
Auf diese Weise werden noch mehrere Runden gespielt.

Das bringt's:

- Song für eine entspannte Atmosphäre
- Hört, dabei durch aktives Hören in die Konzentration hineinzufinden
- Trainiert, bei sich zu bleiben und sich bewusst umichtig zu bewegen
- Ermöglicht die Beobachtung, wie ausgeprägt die Hörfähigkeit der Kinder ist (z.B. bei Konzentrations- und Lernschwierigkeiten)

Material: Klangschale, Schlägel

Communicating Awareness and Spiritual Values to Children



“Wild flower dance” and “Worm Café”: with these pedagogical offerings, even the youngest children can experience our wonderful world with all of their senses. In this way, children experience themselves as part of the cosmic connection and are encouraged to take on responsibility for nature and the environment. A playful way to convey sustainability and spiritual values to children in day care.

- from reducing garbage to up-cycling: easy-to-apply sustainability practices
- spiritual values and nature protection: 30 DIN A5 picture cards for children
- with background information and method tips

The World is Full of Wonders!

Climate Protection and Spirituality for Children

by Viola M. Fromme-Seifert

illustrated by Petra Lefin

from the series „Körperarbeit und innere Balance. 30 Ideen auf Bildkarten“

32 cards, DIN A5; includes method tips and download

€ (D) 19,00

EAN 426069492 072 5



Fun with Animals: Expanding Vocabulary with Puzzle Games



Guess, recognize and name: behind each animal there seems to be another one! The story leads from animal to animal. Who can guess Pig, Sheep, Penguin and the rest? And what could be hiding behind the little Mouse? A fun guessing game for the narrative track, complete with directions and ideas for joining in. Ideal for expanding vocabulary in day care and for under-threes.

- playfully promote concentration and visual awareness
- ready-to-use complete set: figures, directions, ideas for joining in, plus a sorting game
- fun participation game: guess and name the animals

Who is Hiding?

by Kathrin Schärer
illustrated by Kathrin Schärer

from the series „Spielfiguren für die Erzählschiene: Bilderbuch-Geschichten“

cut-out figures and stage elements; 12-page instruction and text booklet, DIN A4

€ (D) 15,00
EAN 426069492 080 0



Strengthening Children Against Abuse



After the weekend, Tobi returns completely changed. He doesn't want to play with Greta anymore and refuses to say what's wrong – it's a secret! But his friend can convince him that he can tell her even bad secrets. Within the framework of preventative work in kindergarten and primary school, this story can help to make children aware of what unacceptable behavior or abuse are, and to name them.

Tobi, don't keep bad secrets to yourself!

by Gertraud Mesner and Beate Welsch
 illustrated by Antje Bohnstedt

from the series „Spielfiguren für die Erzählschiene: Persönlichkeitsentwicklung und Kinderschutz. Für die Präventionsarbeit in Kita, Grundschule und Förderschule“

cut-out figures and stage elements; includes 12-page instruction and text booklet, DIN A4

€ (D) 15,00
 EAN 426069492 062 6



For 5 to 10 years

- enhances the facility's safety plan
- Which secrets are okay? Which must I tell adults?
- sensitising children: strengthening body awareness, recognising unacceptable behavior or abuse and naming them



Tobi has changed completely – over the weekend, the normally happy boy has become an irritable child, who withdraws even from his friend Greta. Luckily, she succeeds in convincing him that it's best to tell even bad secrets to someone immediately. Kamishibai picture cards for preventative work, as an enhancement to the child safety plan in the kindergarten.

Tobi, don't keep bad secrets to yourself!

by Beate Welsch and Gertraud Mesner
 illustrated by Antje Bohnstedt

from the series „Kamishibai-Geschichten für Persönlichkeitsentwicklung und Kinderschutz. Für die Präventionsarbeit in Kita, Grundschule und Förderschule“

13 DIN A3 picture cards; includes script and accompanying booklet


€ (D) 18,00
 EAN 426069492 049 7



For 5 to 10 years

- 13 picture cards with accompanying booklet, including explanations of terms and play ideas for prevention of child abuse
- protect children: expose abusers and heal children's feelings of guilt
- recognise and name unacceptable behavior and abuse, then inform a trusted person

Come to Music Town with the Narrative Theatre



- music can support the learning of speaking skills
- **Bakabu and Music Town: a concept for promoting speech through music**

Bakabu ... and the sick flower

by Ferdinand Auhser
illustrated by Daniela Huber, Agnes Mayer and Manuela Wildauer

from the series „Bilderbuchgeschichten für unser Erzähltheater“

13 DIN A3 picture cards; includes script

€ (D) 18,00

EAN 426069492 077 0



Earworm Bakabu is desperately worried: his little flower is sick! Since they don't know what's wrong with it, he and his friends try all kinds of cures. Then, by chance, they understand: what she needs is a big dose of music! Together with children in day care and primary school, discover colourful Music Town with the Kamishibai.



Creating Opportunities for Togetherness with the Kamishibai



- all about helpfulness and friendship: a story by Anna Maria Praßler
- narrative theatre for kindergarten and primary school: playfully promote emotional competence
- a story to promote courage: learning what empathy and loyalty can achieve

On My Street: Shared Joy is Double Joy

by Anna Maria Praßler
illustrated by Manuela Olten

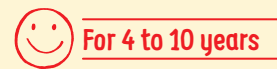
from the series „Bilderbuchgeschichten für unser Erzähltheater“

13 DIN A3 picture cards; includes script

€ (D) 18,00

EAN 426069492 058 9

Painting the street with chalk together, sharing special pastries and repairing decorations: in this neighbourhood, everyone is there for everyone else – and all generations are included! A Kamishibai story about being helpful and promoting friendship. Ideal for use in kindergarten and primary school, these cards provide many opportunities for telling stories and reflecting on social skills.



When Grandma Never Again Bakes Cookies: Picture Stories about Death and Grief



What happens after a beloved person has died? Accompanied by expressive illustrations, this story answers questions children typically ask about death and grief. It describes the most beautiful and comforting rituals from the Christian and Islamic cultures. Ideal for presentations in kindergarten or in primary school religion lessons.

- a sensitively-told illustrated story for the Kamishibai
- intercultural education: Islamic burial, Christian burial and international rituals
- with creative idea “Heaven in a Shoe Box”: how to a personal memory box

Betül and Nele Experience a Funeral and Ask About Death

by Viola M. Fromme-Seifert and Naciye Kamçılı-Yıldız
illustrated by Gabriele Pohl

from the series „Interreligiöses und interkulturelles Lernen mit dem Erzähltheater Kamishibai“

12 DIN A3 picture cards; includes script

€ (D) 18,00

EAN 426069492 050 3



For 4 to 7 years

Spotlight on the Shadow Theatre!



Tame foxes and roses that can speak: the world-famous story about the Little Prince who travels to Earth and on his way, finds friends – now for the shadow theatre! Create your performance according to the needs of the children - and afterwards, talk together about this message of friendship and what it means to be human.

The Little Prince

A Story for Our Shadow Theatre, based on the story by Antoine de Saint-Exupéry.

illustrated by Liliane Oser

from the series „Geschichten und Figuren für unser Schattentheater“

precisely laser-cut figures and scenery; includes 12-page instruction and text booklet, DIN A4

€ (D) 14,00

EAN 426069492 066 4



For 4 to 10 years

- the loveliest scenes from “The Little Prince”, appropriately told for children
- create a fairy-tale-like performance in day care and primary school
- complete set of figures, script and directing tips



It takes a lot of persuasive tricks for Mouse to convince Lion to not eat him. After all, Mouse has disturbed Lion’s nap! Soon Mouse actually succeeds in becoming useful to that big, strong lion... A fable for kindergarten, day care and primary school, ideal for stimulating discussions about mutual consideration and the special abilities of weaker beings.

The Lion and the Mouse

A Fable for Our Shadow Theatre

by Angelika Albrecht-Schaffer

illustrated by Margret Russer

from the series „Geschichten und Figuren für unser Schattentheater“

precisely laser-cut figures and scenery; includes 12-page instruction and text booklet, DIN A4

€ (D) 14,00

EAN 426069492 005 3



From 3 years

- respectful behaviour towards one another: What can we learn from Lion and Mouse?
- with script booklet and directing tips for the performers
- ideal for kindergarten, primary school, day care or for performing at home

Don Bosco Media...

... belongs to the leading tradition-rich and corporation-independent specialist publishers for early childhood pedagogy and religious pedagogy.

Our practical and expertise source books, work material and innovative products, such as the story theater “Kamishibai” or the original Don Bosco “Narrative Track”, accompany the daily work of caring for and education children and have earned themselves a high reputation amongst childcare workers, teachers and community workers.

Our experienced authors maintain a constant exchange with their target audience to guarantee up-to-date practical relevance.

Don Bosco Media is a part of Campus Don Bosco Munich, a place for young people, offering facilities ranging from pre-kindergarten to secondary level education, a college for childcare workers and a youth residence.

Don Bosco Media produces its print media primarily in Germany. The company's own printing plant in Ensdorf/Oberpfalz produces CO₂-neutrally on eco-friendly printers. The paper used is FSC-certified and stems from socially and ecologically responsible forestry; the biological inks contain no fossil fuel. Don Bosco Media has been honoured with the seal of the “Environmental-pact Bavaria” for its sustainable production. Our non-book articles are mostly created in family businesses and social facilities in Bavaria.

Get to know us at one of the book fairs or at didacta, the European education trade fair. Visit us in our bookstore in Munich's district Haidhausen, on www.donbosco-medien.de or just give us a call!

We're here for you!



**DON
BOSCO**

LEBENDIG. KREATIV. PRAXISNAH.